



# Model DC4A DOUBLE CHECK VALVE

Job Name:	Contractor:
Job Location:	P.O. Number:
Engineer:	Representative:
Tag:	Wholesale Distributor:

## DESCRIPTION

The Apollo® Model DC4A Double Check Valves prevent contamination of the potable water supply due to back-siphonage or backpressure from substances that are objectionable to the potable water supply, but non-health hazards. The top accessed modular check valve cartridges provide captured springs, replaceable seats and reversible silicone seat discs. This **Made in America** assembly features Apollo® ball valves with stainless steel handles and nuts as standard and carries the **five-year** Apollo® factory warranty.



## FEATURES

- Low pressure loss documented by independent approval agencies
- Easily removable modular check valve cartridge
- Captured stainless steel springs
- Apollo® ball valves w/ SS handles & nuts standard
- Top-mounted test cocks for easy testing
- No special tools required
- Chloramine-resistant elastomers
- **Designed, cast, machined, assembled and tested IN THE USA**

## APPROVALS

ASSE 1015 - Horizontal and Vertical Flow Up (½"-2")  
CSA B.64.5 - Horizontal and Vertical Flow Up (½"-2")

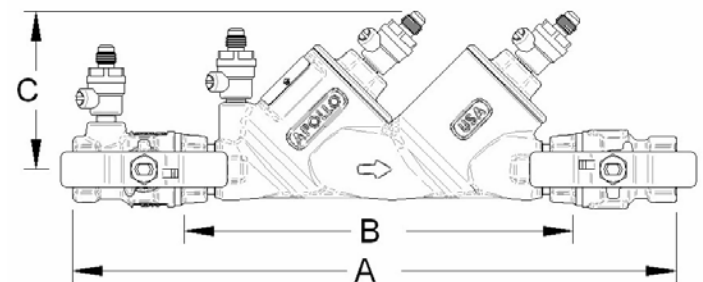
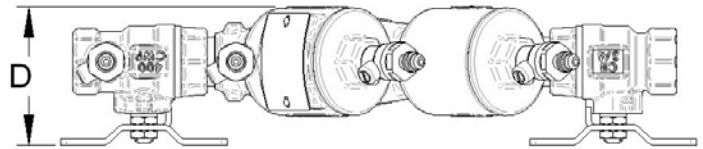
## PERFORMANCE RATING

Maximum Working Pressure 175 psi  
Temperature Range 33 ° F – 180 ° F



## MATERIAL SPECIFICATIONS

Part Name	Material
Body, Caps	Cast Bronze C84400
Ball Valve Shutoffs, Test cocks	Cast Bronze C84400
Check Valve Cartridges	Glass-Filled PPO
Springs	300 Series Stainless Steel
Seat Discs	Chloramine-resistant Silicone
O-rings	Chloramine-resistant EPDM



## DIMENSIONS (in.)

Ordering No.	Size	A	B	C	D	Wt.
4A103T2	½"	11	7 ⅝	3 ¼	2 ½	4.4
4A104T2	¾"	12 ¾	8 ½	3 ½	3	6.0
4A105T2	1"	14 ⅝	9 ½	4	3 ¼	10.0
4A106T2	1 ¼"	18 ⅝	11 ¾	4 ½	4 ¾	14.0
4A107T2	1 ½"	18 ¾	11 ⅝	4 ½	4 ¾	17.0
4A108T2	2"	21 ⅞	12 ¾	5	5 ⅝	25.4

## ORDERING INFORMATION

4 A - 1 X X - X X F

### OPTIONS

- (Blank) - Standard Testcock
- F - SAE Testcock
- T1 - Less ball valves
- T2 - With ball valves (Standard)
- T4 - With union-end ball valves

### SIZE

- 3 - ½"
- 4 - ¾"
- 5 - 1"
- 6 - 1 ¼"
- 7 - 1 ½"
- 8 - 2"

### Y-STRAINER

- 0 - None (Standard)
- 1 - With Y-Strainer

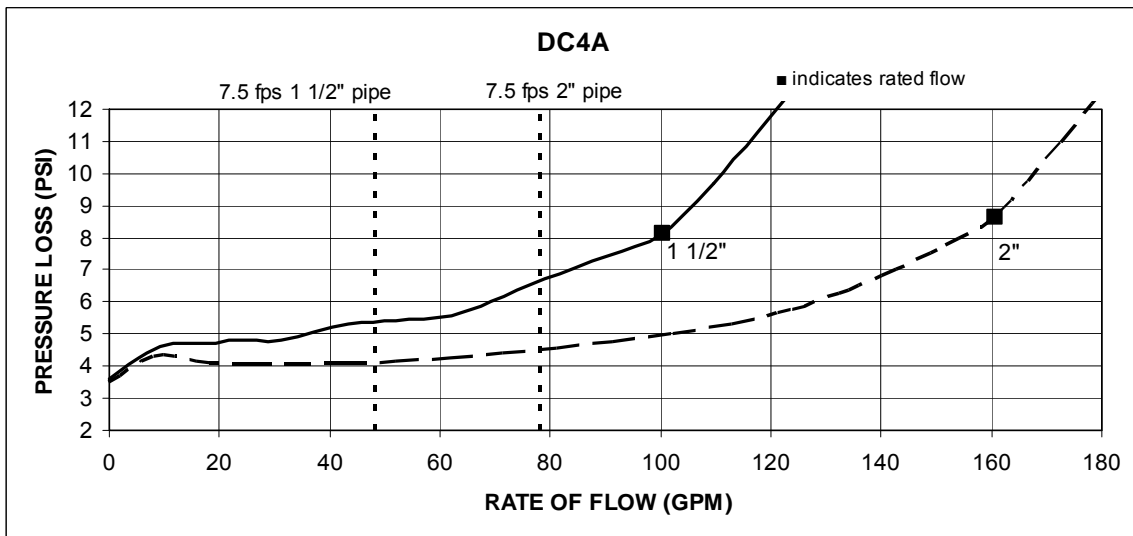
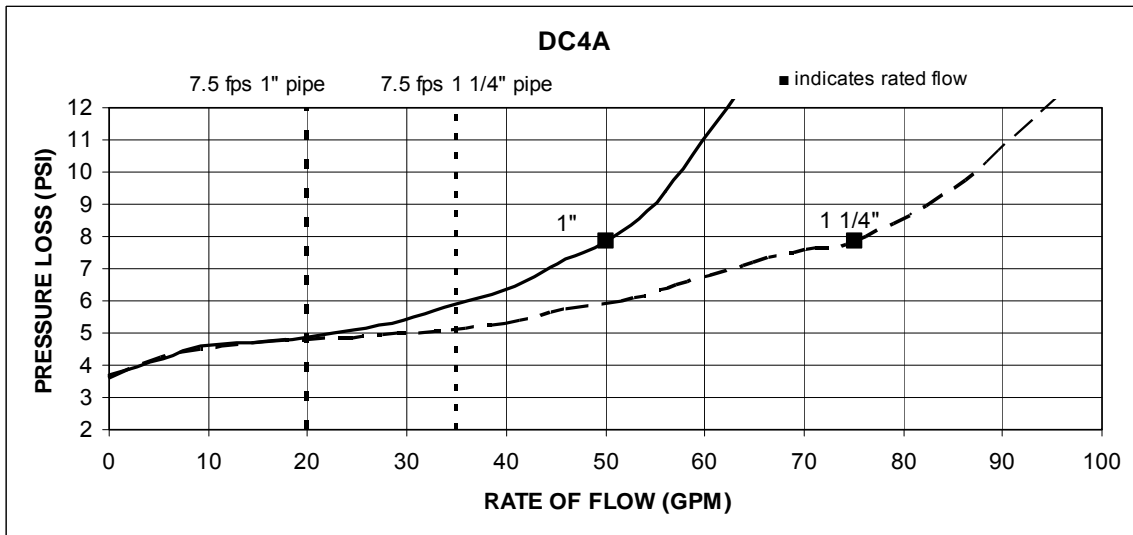
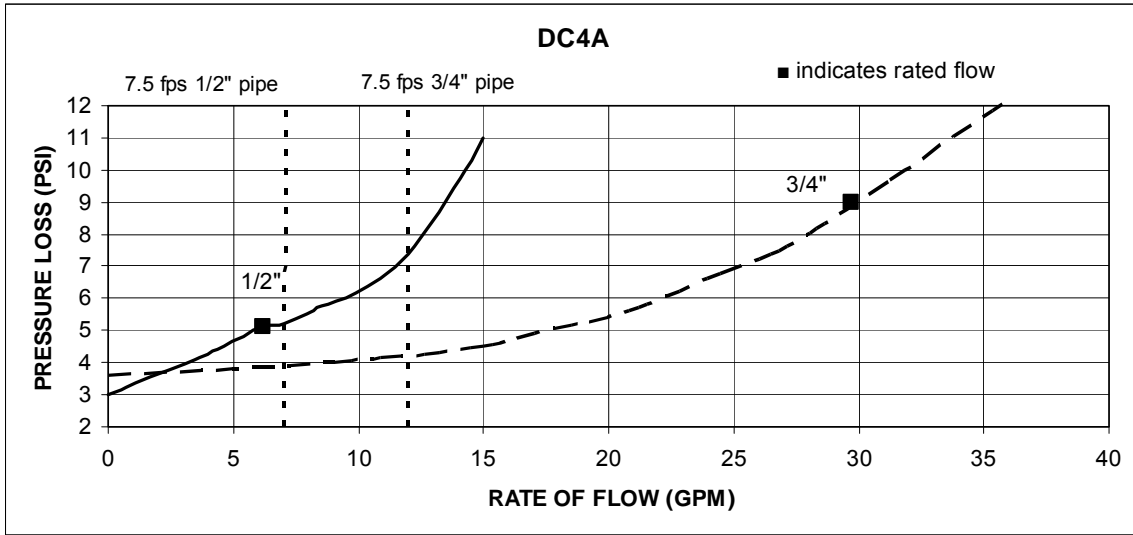
Conbraco Industries, Inc. 701 Matthews Mint Hill Rd. Matthews NC 28105 USA; [www.apollovalves.com](http://www.apollovalves.com); 704-841-6000

This specification is provided for reference only. Conbraco reserves the right to change any portion of this specification without notice and without incurring obligation to make such changes to Conbraco products previously or subsequently sold.



# Model DC4A DOUBLE CHECK VALVE

**FLOW CURVES**, Curves developed from independent approval agencies actual tests – Consult factory for details.  
 ■ indicates rated flow as determined by approval agencies, 7.5 ft/sec is the typical maximum Plumbing system flow rate.



Conbraco Industries, Inc. 701 Matthews Mint Hill Rd. Matthews NC 28105 USA; [www.apollovalves.com](http://www.apollovalves.com); 704-841-6000

This specification is provided for reference only. Conbraco reserves the right to change any portion of this specification without notice and without incurring obligation to make such changes to Conbraco products previously or subsequently sold.